

5/28/2018

PNWIC

Date: _____

State: _____

CLASS: IN-HAND TRAIL (SMALL HORSE/HORSE

HIGH SCHOOL: _____

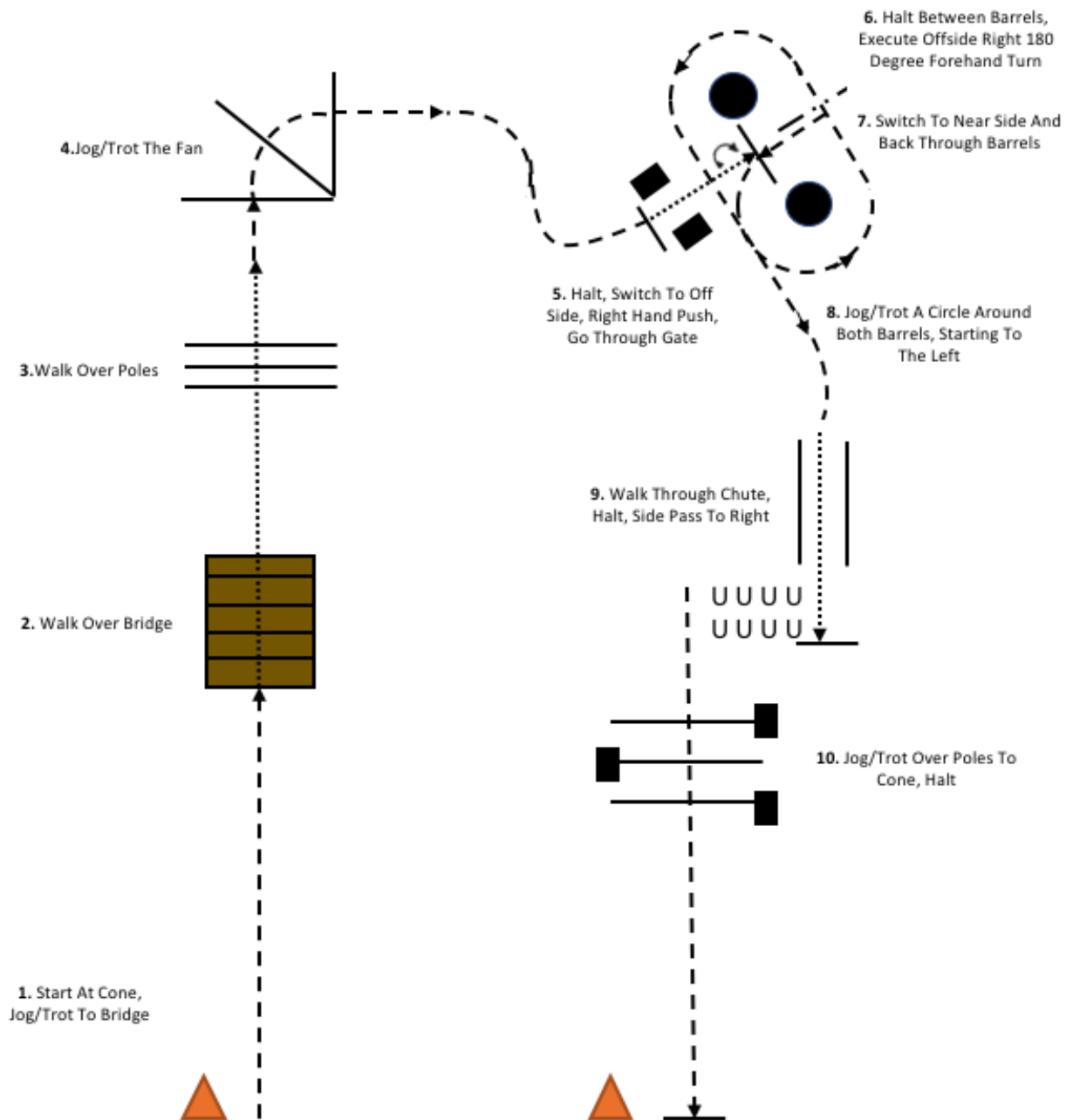
ATHLETE #: _____

#	ELEMENT JUDGED:	COMMENTS:	Score
1.	Start at cone, jog/trot to bridge.		
2.	Walk over bridge.		
3.	Walk over poles.		
4.	Jog/trot fan.		
5.	Halt, switch to offside, right hand push, go through gate.		
6.	Halt between barrels, execute offside right 180 degree forehand turn		
7.	Switch to near side and back through barrels.		
8.	Jog/trot a circle around both barrels.		
9.	Walk through chute, halt, side pass to right.		
10.	Jog/trot over raised poles to cone, halt.		
11	Overall horsemanship.		

Judge's Signature: _____


Expectations:

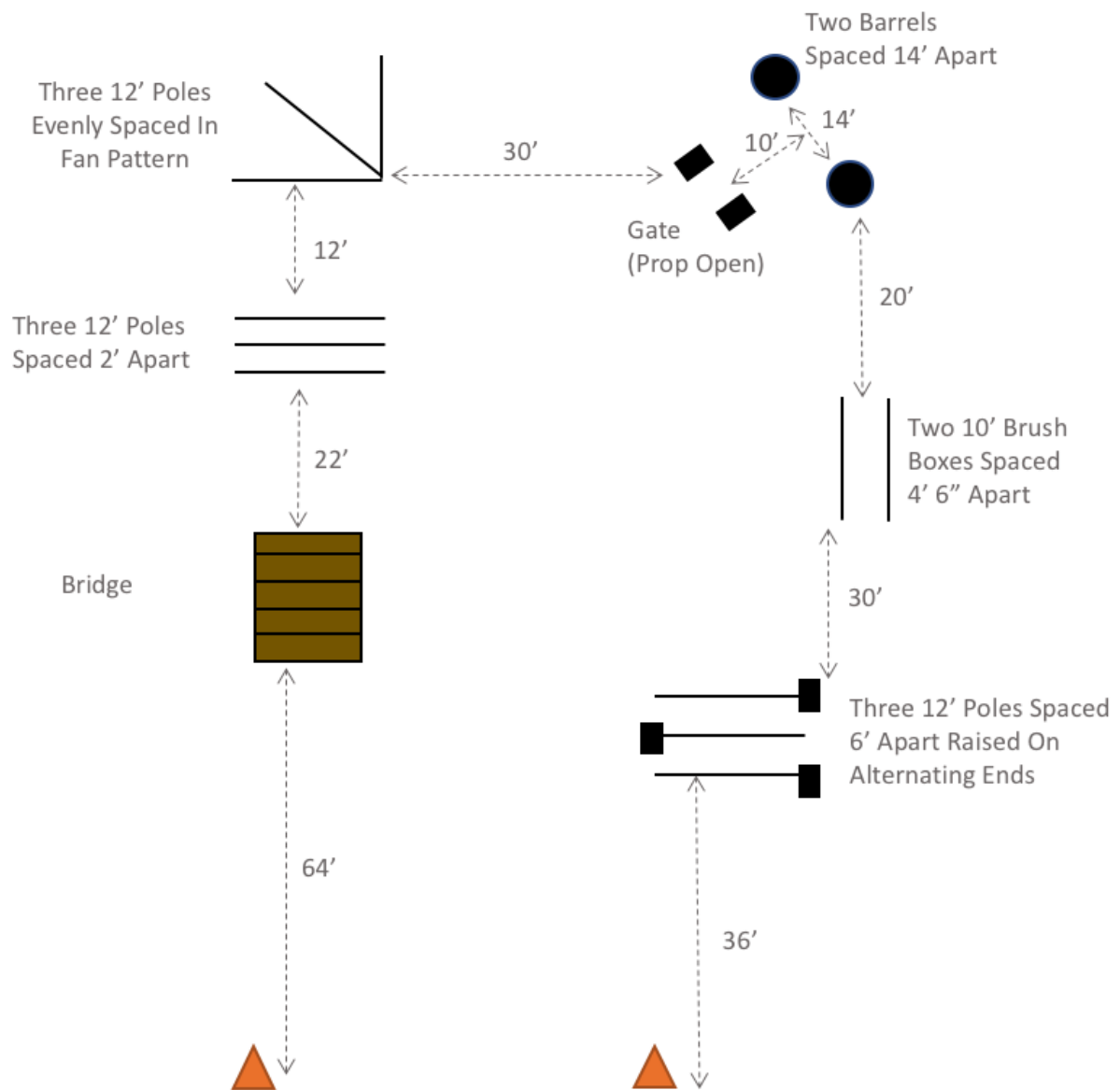
- Athlete and equine should create a working team. Movement through and over obstacles should be crisp while allowing the equine to negotiate each step. Accuracy, smoothness, and acceptance of obstacles should be points of training. Timing will count.
- Handlers should perform all obstacles with horse unless specifically noted.
- Haunch turns, pivots, lateral movements and backing should be smooth with continual movement.
- Refusals will deduct points. After 2 unsuccessful attempts, handlers will be asked to move on. A refusal is any unnecessary and unintentional movement not aiding in completion of the maneuver. The following two examples would be considered refusals. A horse taking a step backwards while approaching a bridge without being asked to do so by its handler. A horse taking a step forward while attempting to complete back through without being asked to do so by its handler. An unintentional complete stop of movement while approaching or completing an obstacle will also be considered a refusal.
- It should appear that the equine is working without the use of a lead rope exhibiting no resistance.
- Judges will be looking for "finished" equine/athlete team.



LEGEND


WALK
TROT	- - - - -
LOPE	—————
SIDEPASS	∩ ∩ ∩ ∩ ∩ ∩
BACK	- . - . - .

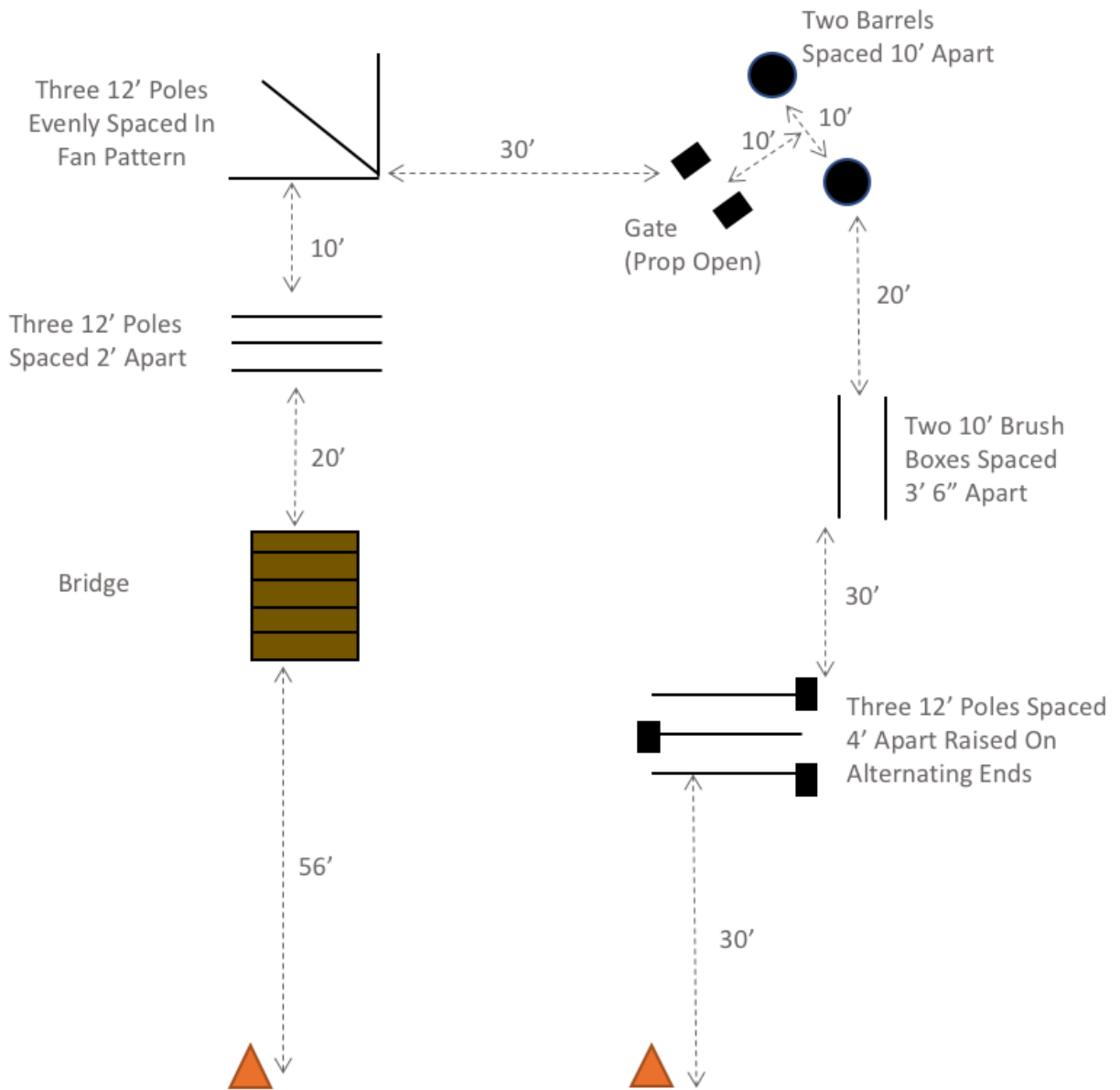
	Drawing #
	Sheet
Drawing Title: In Hand Trail	Date 05/28/2018
	Revision Original
	Scale None



REQUIRED EQUIPMENT

- 9..... 12' POLES
- 2..... 10' BRUSH BOXES
- 3..... 6" RISERS
- 2..... CONES
- 2..... BARRELS
- 1..... 4' GATE
- 1..... 4' X 8' WOOD BRIDGE

	Drawing #
	Sheet
Drawing Title: In Hand Trail (Horse)	Date 05/28/2018
	Revision Original
	Scale None



Small Horse = Under 14.2 Hands

REQUIRED EQUIPMENT

- 9..... 12' POLES
- 2..... 10' BRUSH BOXES
- 3..... 6" RISERS
- 2..... CONES
- 2..... BARRELS
- 1..... 4' GATE
- 1..... 4' X 8' WOOD BRIDGE

	Drawing #
	Sheet
Drawing Title: In Hand Trail (Small Horse)	Date 05/28/2018
	Revision Original
	Scale None